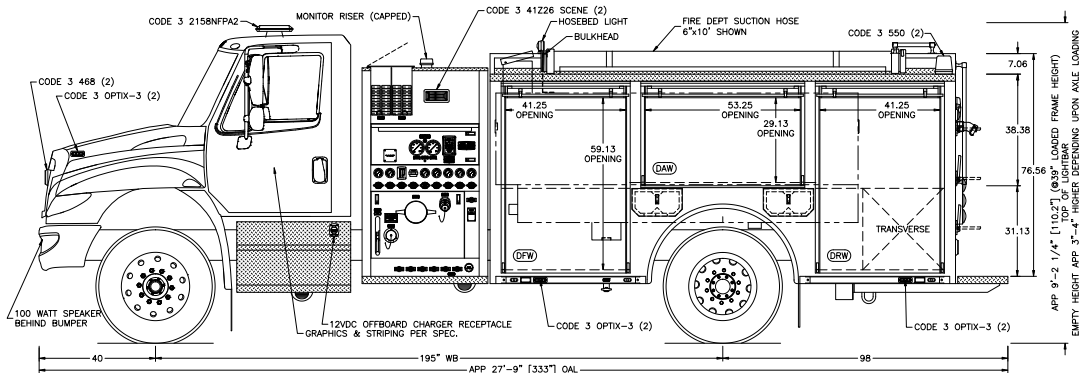
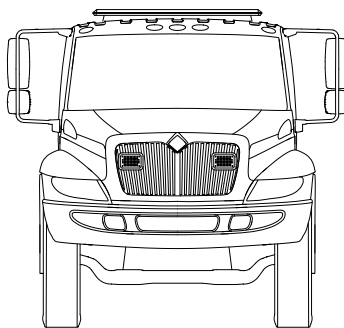
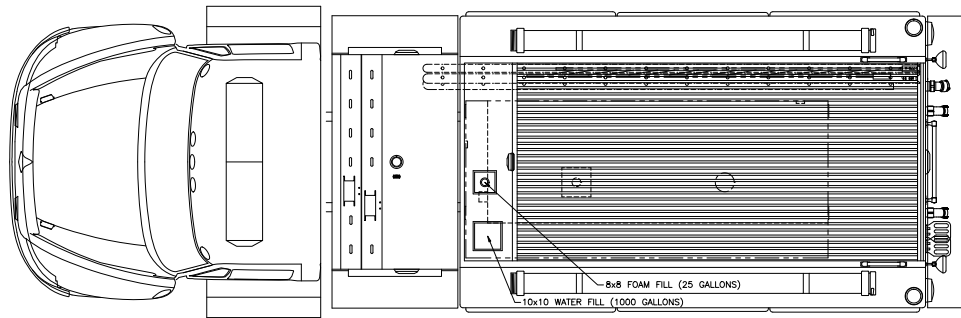


TREADBRITE TEXTURE NOT SHOWN IN TOP VIEW

REFERENCE SCALE IN INCHES

COMP.	HEIGHT	WIDTH	USABLE DEPTH		DIVIDE	FF
			UPPER	LOWER		
DFW	67.12	27.88	14	26	28	35.35
DWV	37.12	63.75	14	-	-	19.18
DRW	67.12	44.00	14	26	28	32.49
PFW	67.12	47.88	14	26	28	35.35
PAW	37.12	63.75	14	-	-	19.18
PRW	67.12	44.00	14	26	28	32.49
R-1	44.00	44.00	-	30	-	33.62
HOSEBED	12	68	-	142	-	67.05
FRONT XRAY	16	7	-	73.75	-	4.78
REAR XRAY	16	7	-	73.75	-	4.78

LOCATION TO BE DETERMINED:
SINGLE SHELF TRACK (6 COMPARTMENTS)
12" DEEP ADJUSTABLE SHELF (4)



NOTE:
DIMENSIONS SHOWN ARE APPROXIMATE AND ARE SUBJECT TO MINOR CHANGE AS MAY BE FOUND NECESSARY DURING CONSTRUCTION. MINOR DETAILS MAY NOT BE SHOWN. IF DISCREPANCIES EXIST BETWEEN THIS DRAWING AND THE WRITTEN SPECIFICATIONS PROVIDED BY TOYNE, THE WRITTEN SPECIFICATIONS SHALL PREVAIL.

CHASSIS: IHC 4400SBA	TOYNE FIRE APPARATUS	
WB-CA: 195"-127.9"-47"	BREDA, IOWA 51436	
BODY: STAINLESS STEEL	9622 SAS IHC	
PUMP: HALE DSD 1250	COMMERCIAL PUMPER	
TANK: 1000/25 UPF POLY	SCALE: 1/66	CAD BY: SCHMCHR
GENSET: N/A	DATE: 09 JUN 2010	DISC:
FOAM: N/A		9622SASIHC-A