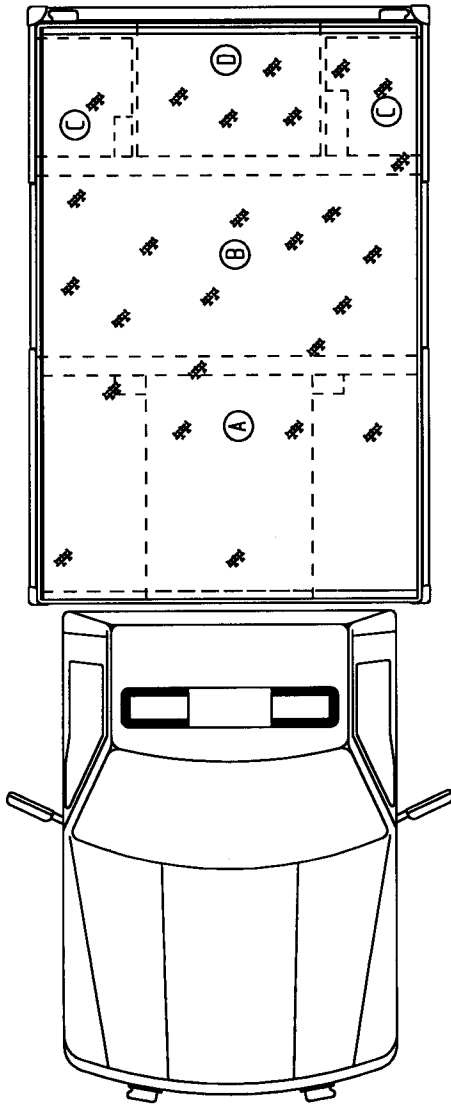


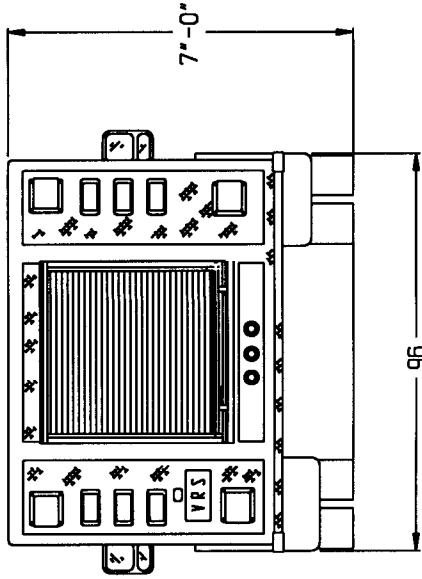
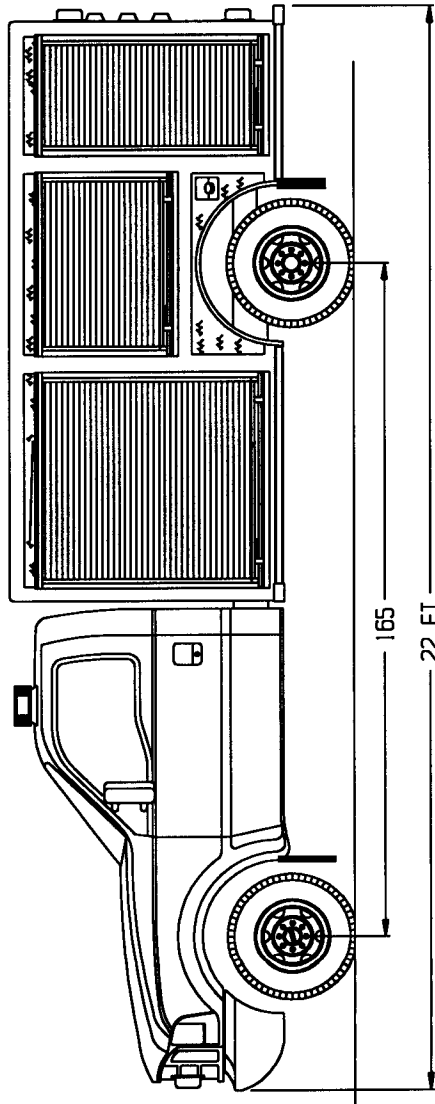
DIMENSIONS AND FEATURES SUBJECT TO CHANGE WITHOUT NOTICE



COMPTS A, B AND C ARE SAME ON BOTH SIDES

COMPT	APPROX COMPARTMENT DIMENSIONAL DATA		
	INSIDE/DOOR SHUT	DOOR OPENING	
	W	H	D
*A	52	58	TRANS 49
B	44	36	TRANS 41
*C	28	58	21
D	44	47	29
			41
			38

* LOWER PORTION OF A AND C HAVE POCKETS FOR SPRINGS AND FUEL FILL PIPE.



- STANDARD FEATURES
- EXTRUDED ALUMINUM CONSTRUCTION
 - ROLL UP STYLE DOOR
 - REAR TOW EYES
 - DIAMOND PLATE COMPT INTERIORS
 - COMPT VENTS AND LIGHTS
 - RUB RAILS
 - DIAMOND PLATE ROOF

body size	140" L X 96" W X 66" H	sheet	1 of 1	end user	date	5-28-05
chassis	FORD F-550 4 X 4	dealer	V.R.S. SALES	scale	none	
orig number	RB-140-96-66	body material	EXTRUDED ALUMINUM	revision	--	
		body style	H.D. RESCUE	drawn by	MSJ	

